

30
years of
Acumen
Waste Services

Leaders in Waste Management

Acumen
Waste Services

Acumen
Waste Services

Download on the
App Store

GET IT ON
Google Play

Acumen
Mobile App

User Guide July 2025

Mobile App User Guide

Download the Acumen App

Please contact Acumen Customer Service (**01977 529586**) or **customerservices.acumen@beauparc.co.uk** to obtain your unique username and password.

Go to the App Store or Play Store and search for **Acumen Waste Services**, you will see the Yellow Acumen Logo, download this App.

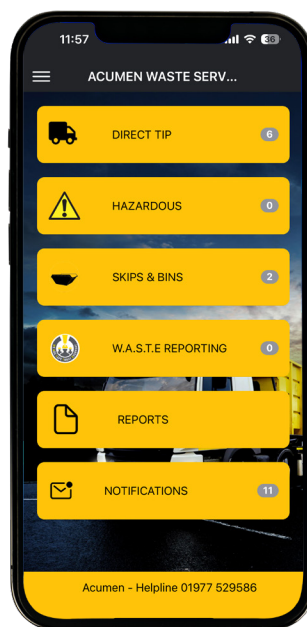
You will be asked to enter your **username** and **password** which are provided to you by email.

Select Service:

Direct Tip – Compliant and verified disposal facilities for direct tipping via Acumen all over the UK.

Notifications – Updates regarding tipping facilities (ie: site closures, weighbridge issues)

Messages regarding individual jobs.




Direct Tip:

New Tip Job – Select to start a new direct tipping job.

Saved Not Started – Uncompleted jobs, which require completing.

Open Tip Jobs – Started but not completed.

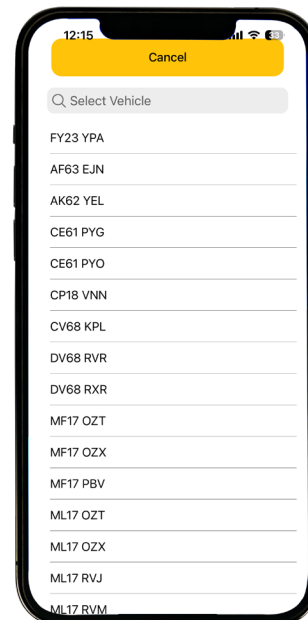
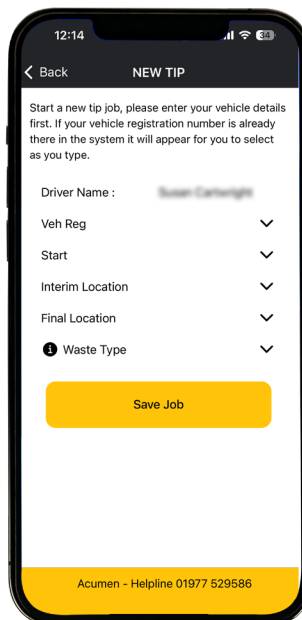
Completed – List of all previous completed jobs with full details.



Mobile App User Guide

Vehicle Registration:

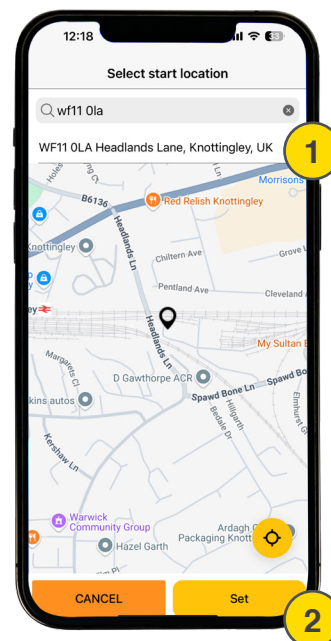
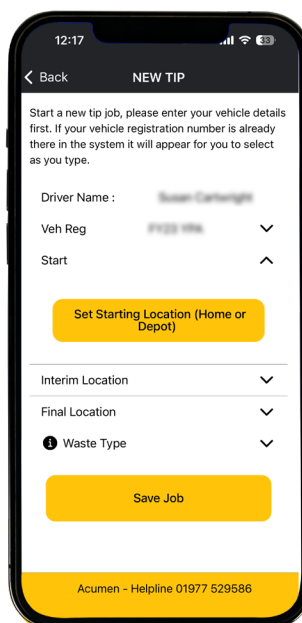
Select your vehicle registration from the drop-down list, start typing your Reg number and it will list your number, if it doesn't appear email customerservices.acumen@beauparc.co.uk or call 01977 529586.



Start Location:

Select your Starting Location: Address of first collection, home or depot. Add the postcode or search using the map. This will also automatically set your finish location, but this can be changed later.

Select your Address: Click your address at the top of the page, then select by pressing set.



1 Click the address

2 Click to set the address

Mobile App User Guide

Select Interim:

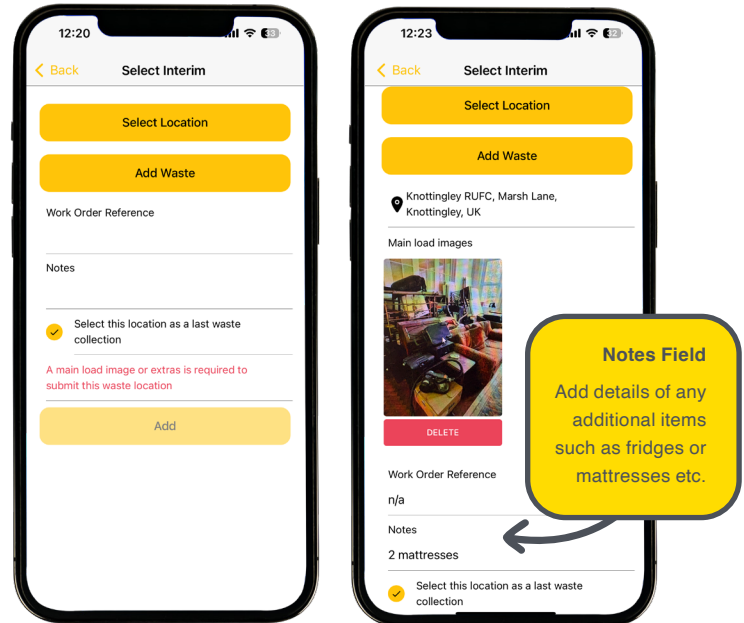
Select location of your first collection point (this will often be the same as your starting location).

An interim location must be added in order to move to the next stage of the App.

Add the **postcode** and address each time you get to your next waste collection.

Add your **Works Order reference** and a **photo** of each waste collection (mandatory).

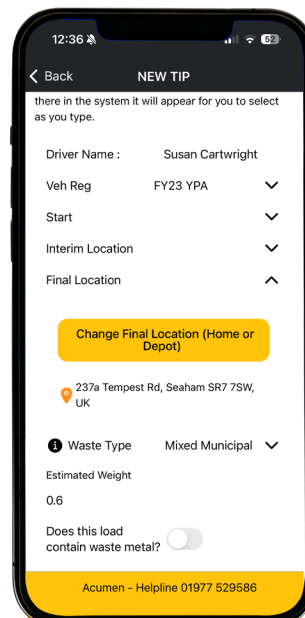
Notes Field: Add details of any additional items such as fridges or mattresses etc.



Final Location:

This automatically defaults to your start location.

This location can be amended to your home or depot location or your next job. This is used to calculate and select the available tipping sites and ranks them based on the overall cost including travel time, fuel and waste disposal.



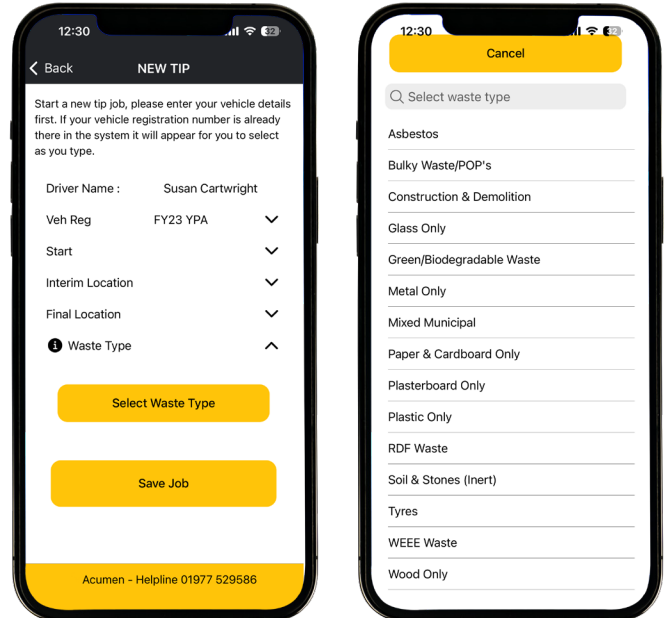
Mobile App User Guide

Waste Type:

Click on the 'i' Information button for further details on the waste types.

The most common types of waste collected are:

- General Construction & Demolition
- Mixed Municipal
- Green Waste
- Bulky Items
- Scrap Metal (No rebate will be provided if it's mixed with any other material)

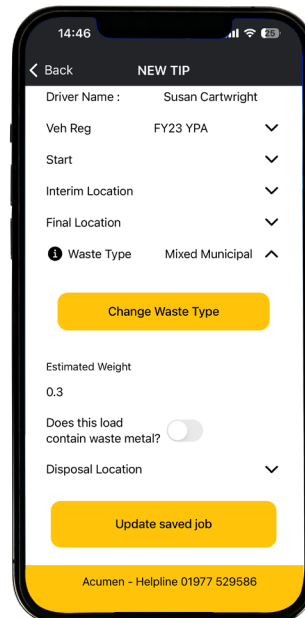


Estimated Weight:

The estimated weight is set as the current average weight for each type. If you are unsure then leave this as the estimated, however as you use the App, you will become more familiar with the weight of the waste you collect.

All fields must be completed correctly before you can set disposal point.

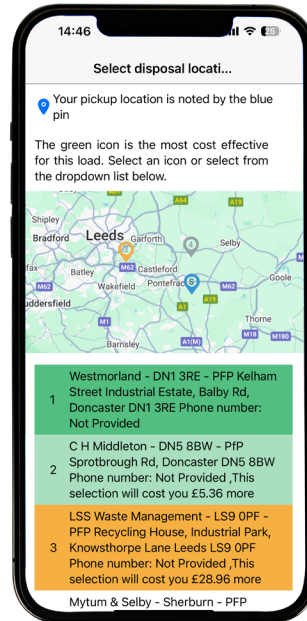
Estimated weight can be changed.



Mobile App User Guide

Disposal Site Selection:

Select the 1st disposal site and then the map will display where you can see the location of your final location and the disposal options. If you are unsure why a disposal point is ranked this will be due to the disposal costs along with the costs of transport time and fuel overall. If you have good reason to choose an alternative, then please enter this reason when prompted. If you would like to know why disposal sites are suggested, please call **01977 529586**.

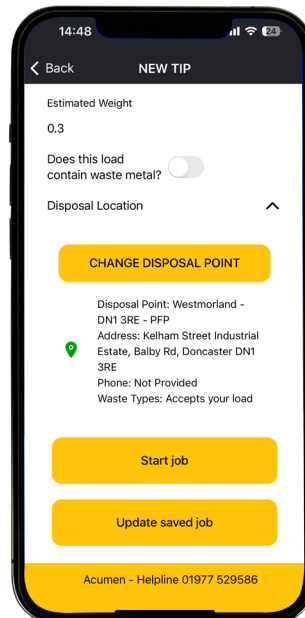


Selection of Disposal Location:

We suggest that you use option in rank order given, but please consider the time required to get there before setting off. If you are unsure, then please call **01977 529586**.

If **Option 1** is not chosen, please consider time and cost (info provided) then a valid reason must be given in the text box (mandatory).

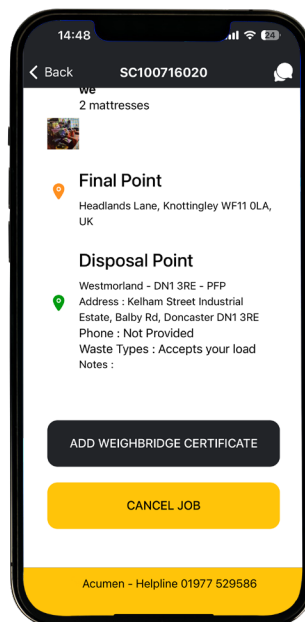
Please note, this doesn't apply to metal/scrap.



Mobile App User Guide

Start Job:

You have now selected all the information required and can start job; you will then set off to the disposal tip.



Job Number:

The job number is the reference number that must be given to the tip site when you arrive.

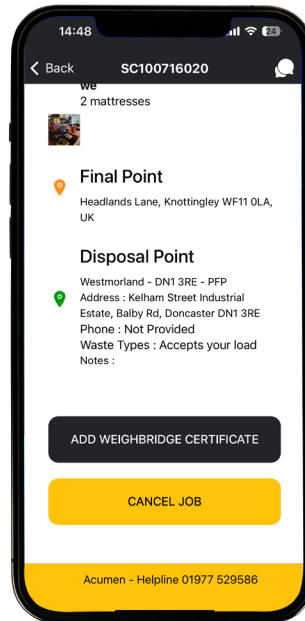
AWS-CO-/15057

Please give this to the weighbridge operator so that they can put this on the weighbridge ticket and invoice.

Mobile App User Guide

Weighbridge Certificate:

Once you have been given your weighbridge certificate, select the weighbridge button.



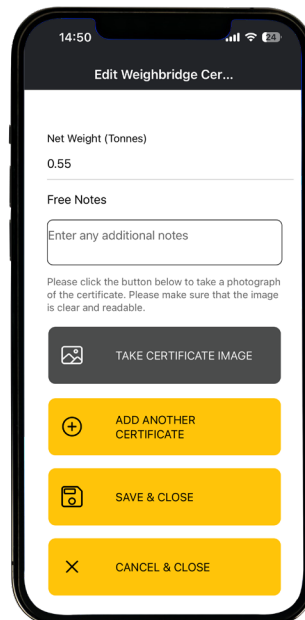
Edit Weighbridge Details:

Please enter the net **tonnage** of the waste that you have tipped as given on the weighbridge certificate.

Notes

Add any comments about the site good/bad as this feedback is important to us and we can carry out any investigations.

Take a photo of the weighbridge certificate and please be careful to ensure that all of the info can be read on the photo.



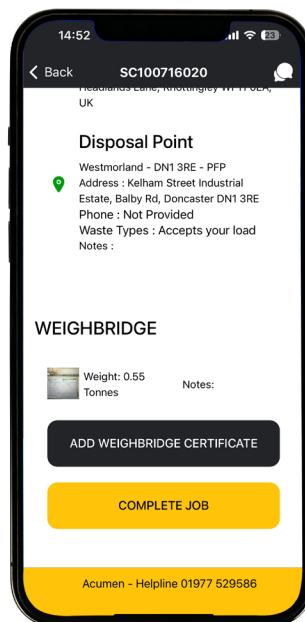
Mobile App User Guide



Confirmation:

This is your final confirmation that the information given is accurate and the job is complete, once you select this you will not be able to edit any of your job fields.

If you have any questions, then please email customerservices.acumen@beauparc.co.uk or call **01977 529 586**.



30
years of
Acumen
Waste Services

Our Values

Service
Integrity
Safety

Head Office, Knottingley

Acumen House,
Headlands Lane,
Knottingley,
West Yorkshire,
WF11 0LA

T 01977 529586

E customerservices.acumen@beauparc.co.uk

Acumen
Waste Services



Download on the
App Store



GET IT ON
Google Play

Acumen
Waste Services